



Knit Wits

Monthly Newsletter



From the Owners

We are pleased and excited to let you know that we now have a [web page](http://www.jjsknittingknook.com)! Be sure to go online and visit us at: www.jjsknittingknook.com.

If you haven't been able to come by the store lately, be sure to come see the new yarns that we are shelving. August and September will be two *busy* months as all our new fall yarn and more new patterns arrive.

We are thrilled about the classes we have in store for you too! Be sure to check out the schedule to see which one you would like to join us for!

Brown Sheep Trunk Show is HERE!

10 Garments you *HAVE* to see!

Mohair at the Knook

Rowan Kid Silk Haze is a superfine kid mohair. The best quality and an absolutely beautiful yarn!

For a brilliant silk blend, come see our *Artyarns Silk Rhapsody* which strands brushed mohair and silk side by side so that each yarn displays beautifully in your work.

Brown Sheep's Lamb's Pride is a wool and mohair blend here in our shop, and is wonderful for felting – the mohair produces a subtle halo.

August's Free Pattern

Materials:

200 yds light weight mohair
200 yds any other yarn
(pictured with a lash)
Size 17 needle

Instructions:

- Using both yarns together, cast on 4 sts.
- Row 1: K1, increase next stitch, k across rem sts. Repeat Row 1 until the work measures 8 inches from beg.
- Row 2: K1, increase next st, knit across to last 2 sts, increase next st, k1. Repeat Row 2 until you have 125-126 sts on needle.
- Row 3: *K1, increase in next st, repeat from *to end of row. Knit one row. Bind off *loosely*.



About Mohair

- Fleece is from the angora goat
- Today's angora goats can be traced to the 13th century breed in the Ankara region of Turkey
- More than 60% is produced in South Africa; the U.S. is second with the majority coming from Texas
- One of most versatile fibers in the world

Mohair Properties:

- Flame-retardant, soil-resistant, absorbs moisture without feeling damp or cold
- Warmer than wool, dyes easily and reflects colors brilliantly
- Most hand-knitting yarn is brushed mohair – the pure form is very slippery with very little elasticity or memory and will release fuzz more easily
- Mohair does shed; placing your yarn in the freezer before working it will help reduce the fibers from getting up your nose

Mohair Quality:

- Softness depends on the age of the animal: the younger the goat, the softer the fiber
- Mohair softness ranking: Superfine kid (first shearing), kid, yearling, fine adult, then adult
- Mohair yarn without a descriptive label is usually fine adult or adult
- Yarn labeled 'super kid' or 'baby' are usually between superfine kid and kid
- A goat sheared at 6 months old (superfine kid mohair) produces mohair that can rival cashmere for softness

Mohair Blends

- Wool blends are popular for durability, stability, and loft
- Silk blends are great for matching sheen and drape
For a stunning look, work your 100% mohair together with a light-weight yarn of contrasting color

Specialty Classes

Pre-registration required.

Class Times: Saturdays, 9 – 10:00am

Class Cost: \$10/person + supplies

Conquering Cables – August 9th :

Daunted by those beautiful curved and twisted stitches? After this class, you will fear no more!

How To Alter Patterns – August 16th :

In this class, you will learn how to make common alterations to a basic sweater pattern. With this information, you will be able to change the pattern(s) that you love to fit your body, or the body of the loved one for whom you are knitting.

Crocheted Felted Baskets – August 23rd :

These quick and simple baskets have been so popular; we decided to have a class! This project does not require a lot of crocheting experience, and is very fun to do! Choose your own color(s) and create your very own. These baskets also make *wonderful* gifts!

Finishing Techniques – August 30th :

In this class we will cover bind off methods, seaming techniques, picking up stitches, and working on double pointed needles. Join us to learn how to make your finished garment look the way you want it to!


When taking a class at the Knook, you will enjoy a 10% discount on all your purchases for the day!

Sneak Preview of Upcoming Events

Crayon Box Jacket Workshop

Intermediate Skill Level

Learn how to knit a one-of-a-kind designer jacket in an endless combination of colors, fibers and textures. The ability to decrease and pickup stitches and a sense of adventure are the only requirements. The entire body is knit a square at a time but without any seams.



The perfect way to use your scrap yarn to create something beautiful and unique!

Choose which Session you would like to attend:

Thursday Evening Session(s):

September 11th 5:30 – 8:30pm, 18th 5:30-7:30pm,
and 25th 5:30 – 7:30pm.

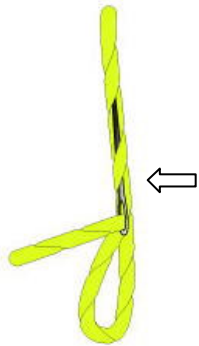
Saturday Morning Session(s):

September 13th 9:00 – 12:00, 20th 9:00 – 11:00am,
and 27th 9:00 – 11:00am.

Come now and register! Limited spaces available!

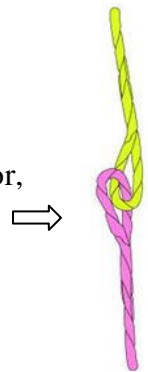
Tips and Tricks

The Russian Join



Step 1: Make a loop in your yarn by threading the tail of the yarn onto a [needle](#) and running the tail into the standing yarn (standing yarn is the yarn coming from the ball). If the yarn is plied, run the tail through the plies, if the yarn is unplied (also called one-ply) just run the tail through the fibers of the standing yarn.

Step 2: Repeat with the second color, so as to make interlocking loops. Knit with the resulting yarn.



Pros: No ends to run in!

Cons: It adds bulk to where you join your yarns. The ends can pop out. When joining a new color, it can be difficult to get the join in the correct location for the color change.

Featured Product

Vivian Hoxbro's Wing Shawl

Shadow Knitting Kit

Vivian's designs are gaining quick popularity, and for good reason. One glance at this incredible garment is not enough! The shawl pattern almost creates a hologram effect as shadows of colors peek through the striped design. The pattern gives detailed directions and has both written and charted instruction. The kit also includes a booklet written by Vivian that includes additional information about the yarn, tips and techniques, abbreviations, and more. This is a *VERY* interesting project!

Together you are the body of Christ, and each one of you is a part of that body.

I Corinthians 12:27